



Potomac Elementary School

Phone (406) 244-5581

Fax (406) 244-5840

www.potomacschoolmontana.us

School Board Agenda

January 12, 2015 – 7:00 PM

*“Potomac School equips each student for his/her future
within a culture of excellence that values the small community experience.”*

Public Input:

Consent Agenda:

Chair Vann

1. Minutes December 8, 2014
2. Warrant List
3. Business Card
4. Petty Cash
5. Extracurricular

Reports:

1. Class of 2015 Report
2. Teacher Presentations
3. Principal's Report
Technology Plan
4. Clerks Report
Mid-Year Budget
Trustee Election info for February meeting
5. Board Professional Development Reports

Sarah Schmill &
Krystal Hughes
Principal Allen

Jill Thornton

Board Members

Old Business:

New Business:

1. Personnel
2. Call for an Election

Chair Vann

Chair Vann

Next Meeting February 9, 2015 – 7:00 pm



Potomac Elementary School

School Board Minutes

for

December 8, 2014

Phone (406) 244-5581

Fax (406) 244-5840

www.potomacschoolmontana.us

*“Potomac School equips each student for his/her future
within a culture of excellence that values the small community experience.”*

Call to Order

Board Chair Cliff Vann called the meeting to order at 7:00 pm by leading all in the Pledge of Allegiance. Those trustees present were: Gary Long, Craig Nelson and Jason Nordberg. Jill Thornton, clerk, and David Allen, Principal, were both in attendance.

Public Input (for issues not on the agenda) None.

Consent Agenda

Gary moved to approve the consent agenda. Craig seconded the motion. **Passed 4-0**

Class of 2015 8th grade Trip Report

Cliff started by saying the 8th grade class needed to bring the trip to the school board for approval, and the board needed to understand what the trip would entail - is the trip educational?

Some of the things learned from planning the 2014 8th grade trip was 1) shared responsibilities, 2) the students needed to find something that was engaging which allowed them to learn more from it, 3) how to present – which also turned into a presentation to the 21st Century Grant folks, understanding and deciding who needed to go on the trip (parents – teachers – etc?). He also said the students gained maturity through the steps necessary to plan and fundraise, as well as the trip itself.

Cliff listed some tasks that would help the 2015 8th grade class plan and present the trip. 1) Research the trip options, 2) set an itinerary, 3) plan for an educational trip, 4) develop a budget, 5) present choices to classmates, 6) decide which trip to take, 7) figure out how much time off is required from school, and 8) fundraise. He also said a good starting point is to set a goal that all 8th graders will go.

Kyle H. and Trenton C. were present from the 8th grade class. They said the trips they are currently discussing are either or both the 1) Oregon Museum of Science and Industry (OMSI) in Portland which has eight hands-on science labs, the USS Blueback submarine, the Kendall Planetarium, The Empirical Theater and other exhibits, and 2) the Oregon Coast Aquarium in Newport. They were also thinking of stopping at the Silverwood Theme Park on the way back if they went to one or both of these 2 destinations.

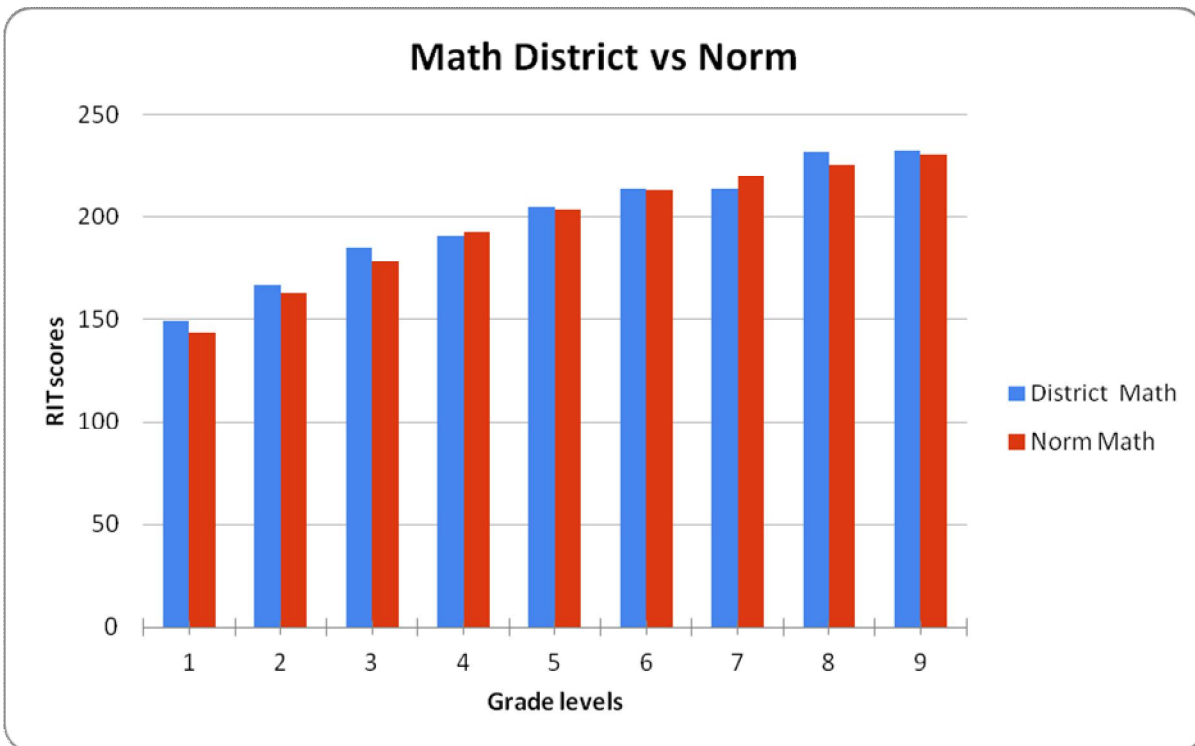
Gary said he thought the Aerospace Museum in Oregon was also a great place to go.

Cliff said when the 2014 class went on their trip; it cost about \$1,000 per student. With a similar trip, that would be \$10,000 for this 8th grade class to fundraise. He also said the board would like to hear if they can help. Gary commented that the students should plan to raise the full amount.

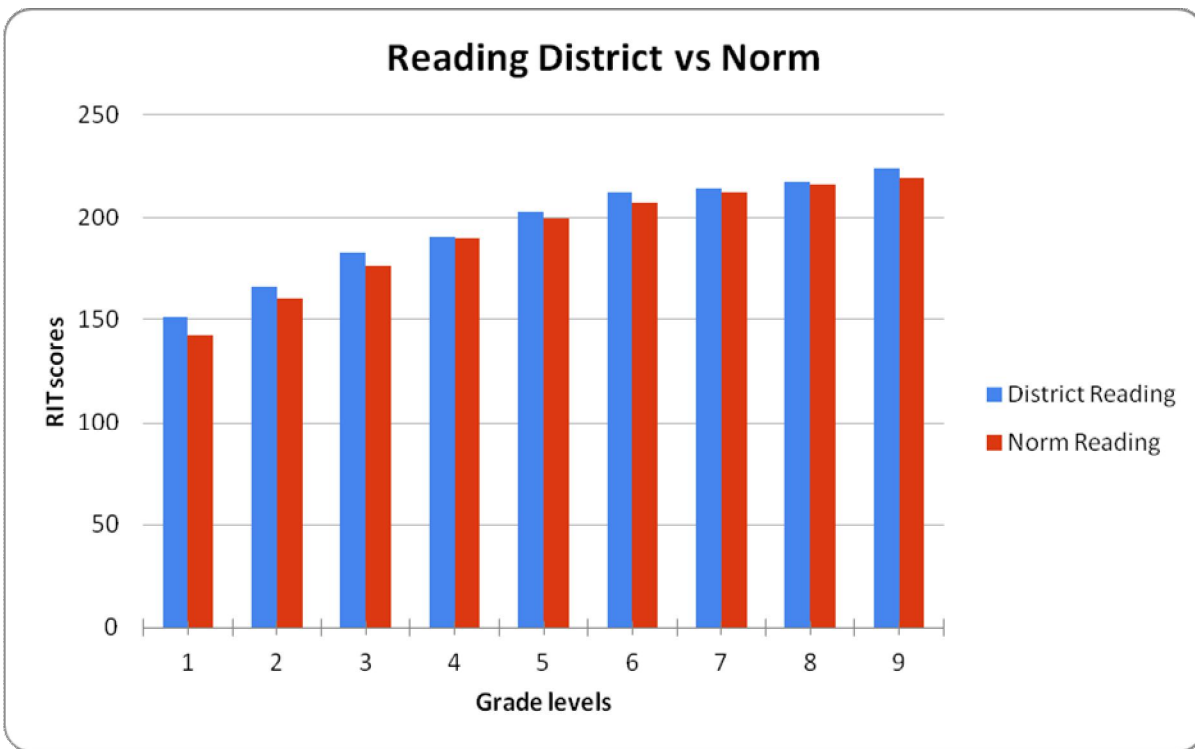
Teacher Presentations

Kristina Davis presented information from our MAP testing. The results show that in most grade levels, Potomac's students score above the rest of the country in both Math and Reading. The scores and graphs are:

	District Math	Norm Math
K	149.6	143.7
1	167	162.8
2	184.7	178.2
3	190.3	192.1
4	205.1	203.8
5	213.5	212.9
6	213.8	219.6
7	231.6	225.6
8	232.3	230.2



	District Reading	Norm Reading
K	151.3	142.5
1	166	160.3
2	183	175.9
3	190.6	189.9
4	202.9	199.8
5	212.1	207.1
6	214	212.3
7	217.4	216.3
8	224.4	219.3



Kristina had a second presentation showing students ‘Rube Goldberg’ devices. Rube Goldberg was a cartoonist who became well known for depicting complicated devices that performed simple tasks in indirect, convoluted ways. The students ‘Rube Goldberg’ devices needed to incorporate 6 simple machines – a lever, a pulley, a wheel and axle, a wedge, a screw and an inclined plane, and use their device to pop a balloon. The videos of their machines were great!

Sarah Schmill presented what she does in middle school Social Studies. In 5th and 6th grades, the students study US History, 7th grade studies Ancient Cultures, and 8th grade studies US History. With the 7th and 8th grades, she watches CNN Student News. Its format has world affairs, local stories, character studies and then something funny. At the end of the student news broadcast, each student writes one question or comment and she picks from these to help garner class discussions on what they saw. This helps the students think outside of themselves, Potomac and Montana to the rest of the country and world. By having them write their questions or comments, each student has a voice even if they don't raise their hands.

Cliff asked Kristina and Sarah what the board can do to help the teachers. Both said technology again, especially fixing the issues that keep happening with the system. Sarah also would like to have current Social Studies textbooks.

Principals Report

School

- 91 students
- Lights are up

Formal Evaluations

- Mrs. Linnell is currently on sick leave. David is working with the substitute teacher on lesson plans, and Nancy is directing the tasks to keep the class up to date.
- The continuity of the staff is in good shape. I continue to be even more impressed when I have the opportunity to witness their work ethic, care for the kids, having each other's back, amazing.
- Food Drive
- Behavior is on a positive rise
- Writing Collaborative

Activities

- Boys Basketball finished strong tonight. Successful season in the sense of learning.
- 8th graders went to Bozeman for the Science Olympiad
- The Holiday Program is on December 17th at 6:30 pm.
- No more explorers until January

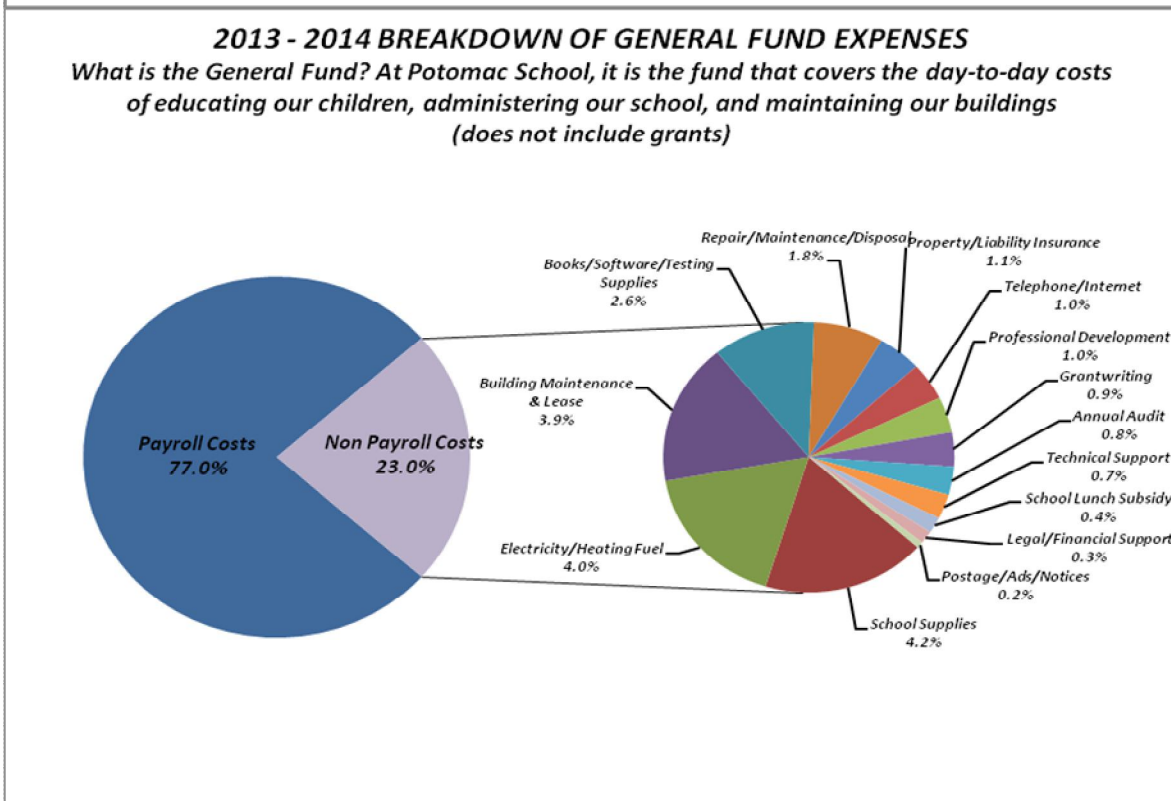
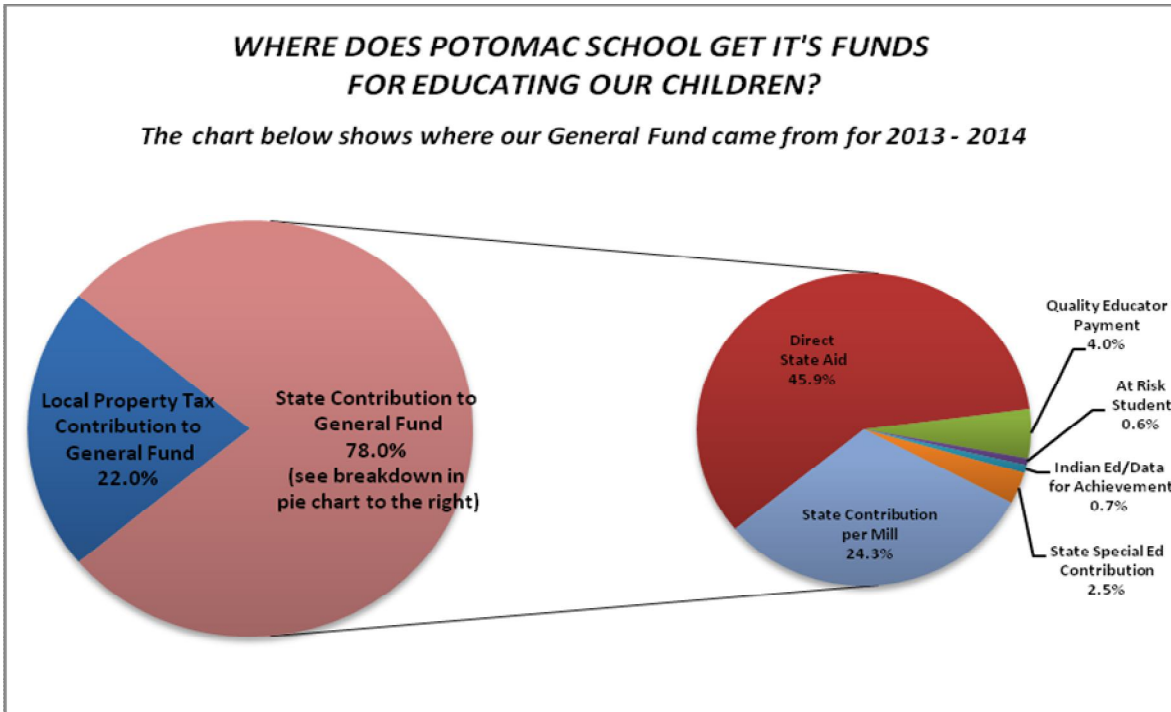
Grants

- Two teachers, Justine Luebke and Kristy Pohlman, have received the One Class at a Time Grant within the last month
- We received the Electronic Educational Equipment Program Grant (EEE) and will use it to purchase classroom projectors.
- I'm currently working with our Superintendent, Erin Lipkind, and OPI on TEAMS data and e-grants input.
- Conversations are in the initial stages with Mr. McDonald concerning future grants.

Cliff asked David to have a tech plan for the next meeting.

Board Professional Development Reports

Jason worked with Jill on developing a way to communicate the schools budget to the community. A graph was developed starting with expenditures. Then Jason felt the communication needed to include where the money comes from. After developing the graphs, he felt it was important for the community to understand the main funding source for the school was not local, but state. These are the graphs that were developed.



Athletic Complex Update

Gary stated that the temporary fence is up. David has called both the PPL and Missoula Parks Grant donors to see if some of the grant money can be used for a fence. There has been no information received yet.

The skating rink is being filled. The rest is on hold until the weather lets up to allow us to level out the field. He feels we probably need to have a professional direct the field work so it can be completed smoothly.

Personnel – none

Adjourn

Board Chair Vann adjourned the Board meeting at 9:48 pm.

Cliff Vann, Chair

date

Jill M Thornton, Clerk

date

Claim	Warrant	Vendor #/Name	Amount			Acct/Source/		
Line #		Invoice #/Inv Date/Description	Line Amount	PO #	Fund Org	Prog-Func	Obj	Proj
13861	8637S	101198 AMERICAN EXPRESS	137.92					
1		CC-304 12/18/15 W2 forms & Envelopes	30.61		101	625		
		CC Accounting: 101-			-100-2500-610			
2		CC-304 12/15/15 Milk & Half/half	15.84		112	625		
		CC Accounting: 112-			-910-3100-570			
3		CC-304 12/08/15 Kitchen Supplies	91.47		112	625		
		CC Accounting: 112-			-910-3100-610			
13862	8638S	232 BIG SKY RESTAURANT SUPPLY INC	66.50					
1		65717 12/16/14 Kitchen Supplies	66.50		112	910-3100	610	
13863	8639S	3 BLACKFOOT TELEPHONE COOPERATI	1,174.05					
1		12/01/14 Telephone	1,174.05		101	100-2600	531	
13858	8640S	101199 BUSINESS CARD 1617	657.41					
1		CC-306 12/15/15 Standards Based Grading Course	600.00		101	625		
		CC Accounting: 101-			-100-1000-330			
2		CC-306 12/17/15 Standards Based Books	57.41		101	625		
		CC Accounting: 101-			-100-1000-640			
13859	8641S	101142 BUSINESS CARD 7631	34.98					
1		CC-307 12/06/15 Greek/Latin Roots books	19.99		101	625		
		CC Accounting: 101-			-100-1000-640			
2		CC-307 12/06/15 Greek/Latin Roots Test Practic	14.99		101	625		
		CC Accounting: 101-			-100-1000-640			
13857	8642S	101166 BUSINESS CARD 8181	100.96					
1		CC-308 12/09/15 School Supplies	64.59		101	625		
		CC Accounting: 101-			-100-1000-610			
2		CC-308 12/11/15 Shredder	263.99		101	625		
		CC Accounting: 101-			-100-1000-610			
3		CC-308 12/19/15 Shredder Return	-227.62		101	625		
		CC Accounting: 101-			-100-1000-610			
13860	8643S	101125 BUSINESS CARD 8901	880.10					
1		CC-305 11/20/15 3 Optoma Projectors	397.00		101	625		
		CC Accounting: 101-			-100-1000-610			
2		CC-305 12/02/15 24 - 16x25x1 Furnace Filters	163.76		101	625		
		CC Accounting: 101-			-100-2600-610			
3		CC-305 12/10/15 USPS	59.38		101	625		
		CC Accounting: 101-			-100-2500-532			
4		CC-305 12/17/15 OSMO - 1 Class at a Time Grant	250.00		115	625		101
		CC Accounting: 115-			-100-1000-610-101			
5		CC-305 12/17/15 OSMO -	9.96		101	625		
		CC Accounting: 101-			-100-1000-610			

Claim	Warrant	Vendor #/Name	Amount			Acct/Source/		
Line #		Invoice #/Inv Date/Description	Line Amount	PO #	Fund Org	Prog-Func	Obj	Proj
13864	8644S	42 CENEX HARVEST STATES	1,407.05					
1		118051 12/09/15 Heating Fuel	1,407.05		101	100-2600	411	
13865	8645S 101023	CHAD MANNING	175.00					
1		12/31/14 Oct Coliform Bac-T Water Test	25.00		101	100-2600	330	
2		12/31/14 Nov Coliform Bac-T Water Test	25.00		101	100-2600	330	
3		12/31/14 Dec Coliform Bac-T Water Test	25.00		101	100-2600	330	
4		12/31/14 Arsenic Water Test	25.00		101	100-2600	330	
5		12/31/14 Nitrates Water Test	75.00		101	100-2600	330	
13866	8646S	76 CULLIGAN WATER	259.50					
1		259825 12/17/15 CommCtr Water Ultraviolet Bulb	238.50		101	100-2620	610	
2		259825 12/17/15 CommCtr Water Filter	18.00		101	100-2620	610	
3		259825 12/17/15 CommCtr Chlorine/Fuel Surcharg	3.00		101	100-2620	610	
13867	8647S 101073	DALE HINKLE P.E., PLLC	170.96					
1		Dec 8 12/08/14 Steel Stanchions - Field Fence	45.50		101	100-2600	610	
2		Dec 8 12/08/14 300 l.f. fence & bolts - Field	84.34		101	100-2600	610	
3		Dec 8 12/08/14 Cable Ties for fence - Field	8.99		101	100-2600	610	
4		Dec 8 12/08/14 T-Posts for fence - Field	32.13		101	100-2600	610	
13868	8648S	176 FOOD SERVICES OF AMERICA	2,178.38					
1		7845156 12/03/14 Food	257.10		112	910-3100	570	
2		7845158 12/03/14 Food	1,117.70		112	910-3100	570	
3		7852138 12/10/14 Food	428.89		112	910-3100	570	
4		7869794 12/31/14 Food	374.69		112	910-3100	570	
13873	8649S	82 MAJESTIC BUS SERVICE, INC	8,815.27					
1		4708 12/05/14 Explorers to Msla Fencing	95.50		115	100-1000	516	121
2		4709 12/15/14 School Field Trips	216.89		115	103-2700	513	136
3		4710 12/31/14 Bus Contract	8,011.20		110	100-2700	513	
4		4711 12/31/14 Morrison Lane	322.40		110	100-2700	513	
5		4712 12/31/14 Add'l Fuel	169.28		110	100-2700	513	
13871	8650S	10 MISSOULA ELECTRIC COOP INC	1,790.80					
1		12/31/14 School Electric	753.88		101	100-2600	412	
2		12/31/14 Comm Ctr Electric	1,036.92		101	100-2620	412	
13869	8651S	64 MISSOULA TEXTILE SERVICES	244.45					
1		629935 12/11/14 Maintenance Supplies	139.96		101	100-2600	610	
2		634752 12/25/14 Maintenance Supplies	104.49		101	100-2600	610	

01/09/15
16:49:51

POTOMAC ELEMENTARY SCHOOL
Claim Details
For the Accounting Period: 1/15

Page: 3 of 3
Report ID: AP100

Claim	Warrant	Vendor #/Name	Amount			Acct/Source/		
Line #		Invoice #/Inv Date/Description	Line Amount	PO #	Fund Org	Prog-Func	Obj	Proj
13872	8652S	218 MONTANA ENVIRONMENTAL LABORATORY	25.00					
1		1411820 12/15/14 Nitrate & Nitrate Tests	25.00		101	100-2600	330	
13870	8653S	13 MTSBA	110.00					
1		29821 11/30/14 Policy Services	110.00		101	100-2400	330	
13874	8654S 100842	POTOMAC SCHOOL PETTY CASH	300.00					
1		12/09/14 Mt Small School Alliance Stand	300.00		101	100-2400	330	
13875	8655S	9 REPUBLIC SERVICES #889	248.88					
1		1474953 12/28/14 Disposal Services School	124.44		101	100-2600	431	
2		1474953 12/28/14 Disposal Services Comm Ctr	124.44		101	100-2600	431	
13876	8656S 101201	SCHOOLS IN	2,226.55					
1		w106841 12/01/14 Library Circ Computer Desk	80.72		115	104-3300	610	104
2		w106841 12/01/14 Library Circ Computer Desk	444.13		115	100-1000	610	128
3		w106841 12/01/14 Library Circ Drwr/Shelf Desk	494.85		115	100-1000	610	128
4		w106841 12/01/14 Library Circ Corner Desk	113.48		115	100-1000	610	128
5		w106841 12/01/14 Library Circ Corner Desk	686.37		117	600-2322	610	
6		w106841 12/01/14 Freight	407.00		117	600-2322	610	
		# of Claims 20	Total: 21,003.76					

21,003.76

POTOMAC ELEMENTARY SCHOOL
Credit Card Transactions Paid by Credit Card Vendor
For the Accounting Period: 1/15

CC Vendor	Check#	Clai m#	CC #	PO #	Ln#	Per	Vendor Paid	Description	Amount	Fund Org	Prg-Func-Obj	Proj
AMERICAN EXPRESS	8637	13861	304		1	1/15		W2 forms & Envelopes	30.61	101	100-2500-610	
	8637	13861	304		2	1/15		Milk & Half/half	15.84	112	910-3100-570	
	8637	13861	304		3	1/15		Kitchen Supplies	91.47	112	910-3100-610	
	Total									137.92		
BUSINESS CARD 161	8640	13858	306		1	1/15		Standards Based	600.00	101	100-1000-330	
	8640	13858	306		2	1/15		Standards Based	57.41	101	100-1000-640	
	Total									657.41		
BUSINESS CARD 763	8641	13859	307		1	1/15		Greek/Latin Roots	19.99	101	100-1000-640	
	8641	13859	307		2	1/15		Greek/Latin Roots	14.99	101	100-1000-640	
	Total									34.98		
BUSINESS CARD 818	8642	13857	308		1	1/15		School Supplies	64.59	101	100-1000-610	
	8642	13857	308		2	1/15		Shredder	263.99	101	100-1000-610	
	8642	13857	308		3	1/15		Shredder Return	-227.62	101	100-1000-610	
	Total									100.96		
BUSINESS CARD 890	8643	13860	305		1	1/15		3 Optoma Projectors	397.00	101	100-1000-610	
	8643	13860	305		2	1/15		24 - 16x25x1 Furnace	163.76	101	100-2600-610	
	8643	13860	305		3	1/15		USPS	59.38	101	100-2500-532	
	8643	13860	305		4	1/15		OSMO - 1 Class at a	250.00	115	100-1000-610	101
	8643	13860	305		5	1/15		OSMO -	9.96	101	100-1000-610	
	Total									880.10		
Grand Total :									1811.37			

Total for Payroll Checks

	Employee	Employer	Amount
	-----	-----	-----
HOL HOURS (Holiday Pay)	53.50		920.70
J001 HOURS (REGULAR SUB)	1.00		80.00
J006 HOURS (TOSA)	16.00		299.06
J007 HOURS (21 CENTURY AIDE)	13.61		182.72
J008 HOURS (21 CENTURY TEAC)	18.07		308.46
PERS HOURS (Personal Time Used)	10.75		233.54
REG HOURS (Regular Time)	2,361.57		40,468.04
SICK HOURS (Sick Time)	127.75		1,887.66
GROSS PAY	44,380.18	0.00	
NET PAY	27,071.84	0.00	
NET PAY (CHECKS)	2,498.91		
NET PAY (DIRECT DEPOSIT)	24,572.93		
ANNUITY-HORACE	230.00	0.00	
FIT	2,600.10	0.00	
FLEX PLAN	1,007.50	27.50	
HEALTH - MUST	5,002.96	8,440.00	
LINCOLN FINANCI	233.52	0.00	
MEDICARE	552.98	552.98	
P.E.R.S.	578.13	578.13	
PACE	79.26	0.00	
PEA/MEA	431.01	0.00	
SIT	1,320.00	0.00	
SOCIAL SECURITY	2,364.43	2,364.43	
TRS	2,908.45	3,058.32	
UNEMPL. INSUR.	0.00	186.38	
WORKERS' COMP	0.00	442.88	
1ST INTERSTATE	3,824.07	0.00	
FSBMSLA	3,066.65	0.00	
MFCU	6,906.47	0.00	
PSCU	1,808.04	0.00	
TRB	3,906.68	0.00	
USB	1,806.24	0.00	
WPB	3,254.78	0.00	
FIT/SIT BASE	34,419.62	0.00	
MEDICARE BASE	38,136.20	0.00	
PERS BASE	7,318.12	0.00	
SOC SEC BASE	38,136.20	0.00	
TRS BASE	35,686.53	0.00	
WC BASE	44,380.18	0.00	
Total		15,650.62	
Total Payroll Expense (Gross Pay + Employer Contributions):		60,030.80	

Potomac Student Accounts
General Ledger
October 16 to December 31, 2014

Date	Num	Name	Memo	Debit	Credit	Balance
Petty Cash						940.00
10/29/2014	dep		Dues	10.00		950.00
11/17/2014	1147	Missoula Textiles	Missed payment		427.47	522.53
12/09/2014	1148	MT Small School Alliance	Standards Guidance Payment		300.00	222.53
12/11/2014	dep		Reimb Missed Payment	427.47		650.00
Total Petty Cash				437.47	727.47	650.00
Two Rivers accts						21,920.65
Band						30.44
Bike-a-Thon						10,987.65
10/16/2014	2087	Montana Repertory Theater	2015 Downpayment		550.00	10,437.65
11/18/2014	2092	Glacier Ice Rink	Music & PE Field Trip		185.00	10,252.65
12/19/2014	dep		Music/PE Trip Student Pay	140.00		10,392.65
Total Bike-a-Thon				140.00	735.00	10,392.65
Book Fair						274.55
Cheerleaders						58.54
Class of 2013						2,064.32
Class of 2014						837.31
Class of 2015						0.00
11/18/2014	dep		11-6-14 Bakesale	58.25		58.25
Total Class of 2015				58.25	0.00	58.25
Donation Bake Sale						214.51
10/28/2014	dep		Staff Bakesale Income 10-2-14	80.30		294.81
12/19/2014	dep		Staff Bakesale Income 12-4-14	72.75		367.56
Total Donation Bake Sale				153.05	0.00	367.56
Explorers (Reimbursable)						0.00
10/28/2014	dep		Rock Climbing Trip	70.00		70.00
10/28/2014	dep		Planet Earth Awareness	360.00		430.00
Total Explorers (Reimbursable)				430.00	0.00	430.00
Math Counts Team						44.51
Music						807.14
OM/GT						129.96
Pioneer Field Account						11.50
Recycling						85.97
Science Activity						1,448.87
Outdoor School						688.00
12/08/2014	2091	Krispy Kreme	Krispy Kreme Purchase		605.00	83.00
12/19/2014	dep		Krispy Kreme Sales	785.00		868.00
12/19/2014	dep		Krispy Kreme Sales	20.00		888.00
12/19/2014	dep		7th Gr 11-20 Bakesale	110.86		998.86
Total Outdoor School				915.86	605.00	998.86
Robotics						363.74
Olympiad						397.13
10/16/2014	2088	Montana State University	Olympiad Registration		275.00	122.13
Total Olympiad				0.00	275.00	122.13
Total Science Activity				915.86	880.00	1,484.73

Potomac Student Accounts
General Ledger
 October 16 to December 31, 2014

Date	Num	Name	Memo	Debit	Credit	Balance
Ski Trip						151.53
Student Activities						913.18
10/20/2014	2089	Tara Andell	Sports Reimb		50.00	863.18
12/19/2014	dep		Zootown Field Trip	10.00		873.18
12/19/2014	dep		50/50 school and boosters	100.00		973.18
Total Student Activities				110.00	50.00	973.18
Student Council						3,860.67
10/16/2014	2086	Business Card 7631	AR Color Copies		15.60	3,845.07
Total Student Council				0.00	15.60	3,845.07
Total Two Rivers accts				1,807.16	1,680.60	22,047.21

POTOMAC ELEMENTARY SCHOOL
Statement of Expenditure - Budget vs. Actual Report
For the Accounting Period: 1 / 15

101 GENERAL FUND

Program-Function-Object	Committed Current Month	Committed YTD	Original Appropriation	Current Appropriation	Available Appropriation	% Committed
100 Regular Ed. Programs						
100 Regular Ed. Programs						
1000 Instruction						
112 Professional Ed.	24,005.74	120,021.77	289,255.00	289,255.00	169,233.23	41 %
117 Teacher's Aides	2,071.75	10,316.55	26,563.00	26,563.00	16,246.45	38 %
122 Prof/Ed/Sub Teachers	1,375.53	4,346.58	10,098.00	10,098.00	5,751.42	43 %
250 Workers' Comp.	166.05	859.22	1,876.00	1,876.00	1,016.78	45 %
260 Health Insurance	4,680.57	23,381.59	55,624.00	55,624.00	32,242.41	42 %
330 Other Professional	600.00	600.00	1,500.00	1,500.00	900.00	40 %
440 Repair and Maint.	0.00	0.00	300.00	300.00	300.00	0 %
582 Travel Out-of-Dist.	0.00	0.00	700.00	700.00	700.00	0 %
610 Supplies	507.92	6,093.48	12,500.00	12,500.00	6,406.52	48 %
640 Books	92.39	183.44	2,500.00	2,500.00	2,316.56	7 %
680 Software	0.00	260.44	700.00	700.00	439.56	37 %
810 Dues and Fees	0.00	0.00	100.00	100.00	100.00	0 %
Function Total :	33,499.95	166,063.07	401,716.00	401,716.00	235,652.93	41 %
2225 School Library						
610 Supplies	0.00	0.00	500.00	500.00	500.00	0 %
640 Books	0.00	0.00	2,200.00	2,200.00	2,200.00	0 %
Function Total :	0.00	0.00	2,700.00	2,700.00	2,700.00	0 %
2310 Board of Trustees						
350 Contracted Services	0.00	1,124.36	550.00	550.00	-574.36	204 %
610 Supplies	0.00	0.00	250.00	250.00	250.00	0 %
810 Dues and Fees	0.00	0.00	1,400.00	1,400.00	1,400.00	0 %
Function Total :	0.00	1,124.36	2,200.00	2,200.00	1,075.64	51 %
2400 School Admi n.						
111 Administrative	3,750.00	23,916.56	45,000.00	45,000.00	21,083.44	53 %
113 Professional Other	299.60	1,497.49	3,768.00	3,768.00	2,270.51	39 %
115 Office/Clerical	1,805.30	9,431.19	21,910.00	21,910.00	12,478.81	43 %
250 Workers' Comp.	35.40	210.76	375.00	375.00	164.24	56 %
260 Health Insurance	980.66	5,681.82	11,160.00	11,160.00	5,478.18	50 %
330 Other Professional	410.00	3,710.00	15,695.00	15,695.00	11,985.00	23 %
582 Travel Out-of-Dist.	0.00	277.42	375.00	375.00	97.58	73 %
610 Supplies	0.00	0.00	150.00	150.00	150.00	0 %
640 Books	0.00	0.00	300.00	300.00	300.00	0 %
810 Dues and Fees	0.00	1,123.95	700.00	700.00	-423.95	160 %
Function Total :	7,280.96	45,849.19	99,433.00	99,433.00	53,583.81	46 %
2500 Sup. Serv. -Business						
111 Administrative	1,795.93	10,769.03	21,493.00	21,493.00	10,723.97	50 %
250 Workers' Comp.	10.84	65.09	100.00	100.00	34.91	65 %
260 Health Insurance	324.00	1,620.00	3,888.00	3,888.00	2,268.00	41 %
330 Other Professional	0.00	2,764.42	7,200.00	7,200.00	4,435.58	38 %
532 Postage	59.38	261.48	1,000.00	1,000.00	738.52	26 %
540 Advertising	0.00	0.00	300.00	300.00	300.00	0 %
582 Travel Out-of-Dist.	0.00	614.68	700.00	700.00	85.32	87 %
610 Supplies	30.61	414.59	250.00	250.00	-164.59	165 %
640 Books	0.00	0.00	18.00	18.00	18.00	0 %
680 Software	0.00	239.99	2,809.00	2,809.00	2,569.01	8 %
810 Dues and Fees	0.00	175.00	75.00	75.00	-100.00	233 %
Function Total :	2,220.76	16,924.28	37,833.00	37,833.00	20,908.72	44 %

101 GENERAL FUND

Program-Function-Object	Committed Current Month	Committed YTD	Original Appropriation	Current Appropriation	Available Appropriation	% Committed
100 Regular Ed. Programs						
100 Regular Ed. Programs						
2600 Oper. & Maint. Plant						
114 Custodial /Maint	632.45	4,471.16	8,258.00	8,258.00	3,786.84	54 %
250 Workers' Comp.	47.40	333.57	550.00	550.00	216.43	60 %
260 Health Insurance	270.00	1,350.03	3,240.00	3,240.00	1,889.97	41 %
330 Other Professional	200.00	2,043.30	4,750.00	4,750.00	2,706.70	43 %
411 Gas	1,407.05	2,351.80	8,900.00	8,900.00	6,548.20	26 %
412 Electricity	753.88	2,958.86	11,000.00	11,000.00	8,041.14	26 %
431 Disposal Services	248.88	1,235.09	2,350.00	2,350.00	1,114.91	52 %
440 Repair and Maint.	0.00	0.00	2,550.00	2,550.00	2,550.00	0 %
460 Minor Construction	0.00	0.00	400.00	400.00	400.00	0 %
520 Insurance	0.00	0.00	7,604.00	7,604.00	7,604.00	0 %
531 Telephone	1,174.05	1,608.08	7,000.00	7,000.00	5,391.92	22 %
582 Travel Out-of-Dist.	0.00	0.00	224.00	224.00	224.00	0 %
610 Supplies	579.17	9,000.29	8,000.00	8,000.00	-1,000.29	112 %
810 Dues and Fees	0.00	100.00	170.00	170.00	70.00	58 %
Function Total :	5,312.88	25,452.18	64,996.00	64,996.00	39,543.82	39 %
2620 Operation of Community Center						
114 Custodial /Maint	632.44	4,471.02	8,258.00	8,258.00	3,786.98	54 %
250 Workers' Comp.	47.39	333.56	450.00	450.00	116.44	74 %
260 Health Insurance	270.00	1,349.97	3,240.00	3,240.00	1,890.03	41 %
330 Other Professional	0.00	614.00	1,084.00	1,084.00	470.00	56 %
412 Electricity	1,036.92	3,722.88	8,000.00	8,000.00	4,277.12	46 %
431 Disposal Services	0.00	250.20	0.00	0.00	-250.20	*** %
440 Repair and Maint.	0.00	0.00	250.00	250.00	250.00	0 %
450 Rentals	0.00	0.00	1,200.00	1,200.00	1,200.00	0 %
610 Supplies	259.50	259.50	600.00	600.00	340.50	43 %
810 Dues and Fees	0.00	100.00	100.00	100.00	0.00	100 %
Function Total :	2,246.25	11,101.13	23,182.00	23,182.00	12,080.87	47 %
2700 Student Transp.						
515 Trans. Contingency	0.00	453.25	0.00	0.00	-453.25	*** %
Function Total :	0.00	453.25	0.00	0.00	-453.25	*** %
Program Total :	50,560.80	266,967.46	632,060.00	632,060.00	365,092.54	42 %
120 Elementary						
2600 Oper. & Maint. Plant						
460 Minor Construction	0.00	0.00	14,085.00	14,085.00	14,085.00	0 %
Function Total :	0.00	0.00	14,085.00	14,085.00	14,085.00	0 %
Program Total :	0.00	0.00	14,085.00	14,085.00	14,085.00	0 %
128 Technology						
2500 Sup. Serv. -Business						
330 Other Professional	0.00	1,033.00	5,500.00	5,500.00	4,467.00	18 %
610 Supplies	0.00	0.00	1,000.00	1,000.00	1,000.00	0 %
680 Software	0.00	327.09	0.00	0.00	-327.09	*** %
Function Total :	0.00	1,360.09	6,500.00	6,500.00	5,139.91	20 %
Program Total :	0.00	1,360.09	6,500.00	6,500.00	5,139.91	20 %
Program Group Total :	50,560.80	268,327.55	652,645.00	652,645.00	384,317.45	41 %

POTOMAC ELEMENTARY SCHOOL
Statement of Expenditure - Budget vs. Actual Report
For the Accounting Period: 1 / 15

101 GENERAL FUND

Program-Function-Object	Committed Current Month	Committed YTD	Original Appropriation	Current Appropriation	Available Appropriation	% Committed
200 Special Programs						
280 Special Education						
1000 Instruction						
112 Professional Ed.	2,128.52	10,308.49	25,542.00	25,542.00	15,233.51	40 %
250 Workers' Comp.	12.88	62.38	150.00	150.00	87.62	41 %
260 Health Insurance	520.00	2,600.00	6,240.00	6,240.00	3,640.00	41 %
Function Total :	2,661.40	12,970.87	31,932.00	31,932.00	18,961.13	40 %
6200 Resources Trans.						
920 Res. Trans. Other Sch	0.00	1,825.48	1,800.00	1,800.00	-25.48	101 %
Function Total :	0.00	1,825.48	1,800.00	1,800.00	-25.48	101 %
Program Total :	2,661.40	14,796.35	33,732.00	33,732.00	18,935.65	43 %
Program Group Total :	2,661.40	14,796.35	33,732.00	33,732.00	18,935.65	43 %
300 Vocational Programs						
365 Indian Ed						
1000 Instruction						
112 Professional Ed.	0.00	0.00	3,362.00	3,362.00	3,362.00	0 %
Function Total :	0.00	0.00	3,362.00	3,362.00	3,362.00	0 %
Program Total :	0.00	0.00	3,362.00	3,362.00	3,362.00	0 %
Program Group Total :	0.00	0.00	3,362.00	3,362.00	3,362.00	0 %
700						
710 School Sponsored Ext						
3500 Extracurricular/Ath.						
810 Dues and Fees	0.00	600.00	540.00	540.00	-60.00	111 %
Function Total :	0.00	600.00	540.00	540.00	-60.00	111 %
Program Total :	0.00	600.00	540.00	540.00	-60.00	111 %
Program Group Total :	0.00	600.00	540.00	540.00	-60.00	111 %
900 Enterprise Programs						
910 Food Services						
3100 Food Services						
116 Cooks	185.32	1,008.82	4,666.00	4,666.00	3,657.18	21 %
250 Workers' Comp.	1.12	14.83	350.00	350.00	335.17	4 %
260 Health Insurance	540.00	2,700.00	12,960.00	12,960.00	10,260.00	20 %
610 Supplies	0.00	507.83	0.00	0.00	-507.83	*** %
Function Total :	726.44	4,231.48	17,976.00	17,976.00	13,744.52	23 %
Program Total :	726.44	4,231.48	17,976.00	17,976.00	13,744.52	23 %
Program Group Total :	726.44	4,231.48	17,976.00	17,976.00	13,744.52	23 %
Fund Total :	53,948.64	287,955.38	708,255.00	708,255.00	420,299.62	40 %

110 TRANSPORTATION FUND

Program-Function-Object	Committed Current Month	Committed YTD	Original Appropriation	Current Appropriation	Available Appropriation	% Committed
100 Regular Ed. Programs						
100 Regular Ed. Programs						
2500 Sup. Serv. -Business						
111 Administrative	748.31	4,487.07	8,963.18	8,963.18	4,476.11	50 %
250 Workers' Comp.	4.52	27.12	68.57	68.57	41.45	39 %
260 Health Insurance	135.00	675.00	1,944.00	1,944.00	1,269.00	34 %
Function Total :	887.83	5,189.19	10,975.75	10,975.75	5,786.56	47 %
2700 Student Transp.						
111 Administrative	1,250.00	7,972.18	15,000.00	15,000.00	7,027.82	53 %
250 Workers' Comp.	7.56	48.22	114.75	114.75	66.53	42 %
260 Health Insurance	130.00	910.00	1,560.00	1,560.00	650.00	58 %
513 Bus Contractors	8,502.88	43,103.70	88,212.00	88,212.00	45,108.30	48 %
515 Trans. Contingency	0.00	0.00	5,793.13	5,793.13	5,793.13	0 %
Function Total :	9,890.44	52,034.10	110,679.88	110,679.88	58,645.78	47 %
Program Total :	10,778.27	57,223.29	121,655.63	121,655.63	64,432.34	47 %
Program Group Total :	10,778.27	57,223.29	121,655.63	121,655.63	64,432.34	47 %
Fund Total :	10,778.27	57,223.29	121,655.63	121,655.63	64,432.34	47 %

112 FOOD SERVICES FUND

Program-Function-Object	Committed Current Month	Committed YTD	Original Appropriation	Current Appropriation	Available Appropriation	% Committed
900 Enterprise Programs						
910 Food Services						
3100 Food Services						
116 Cooks	1,271.20	7,527.41	15,864.00	15,864.00	8,336.59	47 %
170 Vacation Leave	0.00	0.00	1,466.00	1,466.00	1,466.00	0 %
250 Workers' Comp.	94.85	562.87	1,477.00	1,477.00	914.13	38 %
330 Other Professional	0.00	0.00	260.00	260.00	260.00	0 %
440 Repair and Maint.	0.00	341.00	600.00	600.00	259.00	56 %
570 Food Services	2,194.22	9,557.88	11,800.00	11,800.00	2,242.12	80 %
582 Travel Out-of-Dist.	0.00	105.00	950.00	950.00	845.00	11 %
610 Supplies	157.97	794.63	1,750.00	1,750.00	955.37	45 %
810 Dues and Fees	0.00	85.00	85.00	85.00	0.00	100 %
Function Total :	3,718.24	18,973.79	34,252.00	34,252.00	15,278.21	55 %
Program Total :	3,718.24	18,973.79	34,252.00	34,252.00	15,278.21	55 %
Program Group Total :	3,718.24	18,973.79	34,252.00	34,252.00	15,278.21	55 %
Fund Total :	3,718.24	18,973.79	34,252.00	34,252.00	15,278.21	55 %

114 RETIREMENT FUND

Program-Function-Object	Committed Current Month	Committed YTD	Original Appropriation	Current Appropriation	Available Appropriation	% Committed
100 Regular Ed. Programs						
100 Regular Ed. Programs						
1000 Instruction						
210 Social Security/Med.	1,982.60	9,807.06	20,665.00	20,665.00	10,857.94	47 %
220 Teachers' Retirement	2,233.95	11,155.33	22,850.00	22,850.00	11,694.67	48 %
240 Unemployment Comp.	115.23	818.00	1,300.00	1,300.00	482.00	62 %
Function Total :	4,331.78	21,780.39	44,815.00	44,815.00	23,034.61	48 %
2400 School Admin.						
210 Social Security/Med.	328.26	2,092.53	4,440.00	4,440.00	2,347.47	47 %
220 Teachers' Retirement	347.00	2,056.37	4,425.00	4,425.00	2,368.63	46 %
230 PERS	142.18	743.32	1,430.00	1,430.00	686.68	51 %
240 Unemployment Comp.	24.57	146.27	330.00	330.00	183.73	44 %
Function Total :	842.01	5,038.49	10,625.00	10,625.00	5,586.51	47 %
2500 Sup. Serv. -Business						
210 Social Security/Med.	112.84	790.91	1,500.00	1,500.00	709.09	52 %
230 PERS	200.63	1,203.78	2,400.00	2,400.00	1,196.22	50 %
240 Unemployment Comp.	10.67	64.02	165.00	165.00	100.98	38 %
Function Total :	324.14	2,058.71	4,065.00	4,065.00	2,006.29	50 %
2600 Oper. & Maint. Plant						
210 Social Security/Med.	45.40	329.16	630.00	630.00	300.84	52 %
230 PERS	49.96	353.21	530.00	530.00	176.79	66 %
240 Unemployment Comp.	2.65	18.77	38.00	38.00	19.23	49 %
Function Total :	98.01	701.14	1,198.00	1,198.00	496.86	58 %
2620 Operation of Community Center						
210 Social Security/Med.	45.40	329.16	630.00	630.00	300.84	52 %
230 PERS	49.97	353.22	530.00	530.00	176.78	66 %
240 Unemployment Comp.	2.66	18.78	35.00	35.00	16.22	53 %
Function Total :	98.03	701.16	1,195.00	1,195.00	493.84	58 %
2700 Student Transp.						
210 Social Security/Med.	85.20	538.87	1,320.00	1,320.00	781.13	40 %
220 Teachers' Retirement	107.13	642.78	1,420.00	1,420.00	777.22	45 %
240 Unemployment Comp.	5.25	33.48	76.00	76.00	42.52	44 %
Function Total :	197.58	1,215.13	2,816.00	2,816.00	1,600.87	43 %
Program Total :	5,891.55	31,495.02	64,714.00	64,714.00	33,218.98	48 %
Program Group Total :	5,891.55	31,495.02	64,714.00	64,714.00	33,218.98	48 %
200 Special Programs						
280 Special Education						
1000 Instruction						
210 Social Security/Med.	152.66	741.41	1,030.00	1,030.00	288.59	71 %
220 Teachers' Retirement	182.41	883.42	1,420.00	1,420.00	536.58	62 %
240 Unemployment Comp.	8.94	43.30	82.00	82.00	38.70	52 %
Function Total :	344.01	1,668.13	2,532.00	2,532.00	863.87	65 %
6200 Resources Trans.						
920 Res. Trans. Other Sch	0.00	0.00	2,684.60	2,684.60	2,684.60	0 %
Function Total :	0.00	0.00	2,684.60	2,684.60	2,684.60	0 %
Program Total :	344.01	1,668.13	5,216.60	5,216.60	3,548.47	31 %
Program Group Total :	344.01	1,668.13	5,216.60	5,216.60	3,548.47	31 %

114 RETIREMENT FUND

Program-Function-Object	Committed Current Month	Committed YTD	Original Appropriation	Current Appropriation	Available Appropriation	% Committed
900 Enterprise Programs						
910 Food Services						
3100 Food Services						
210 Social Security/Med.	22.46	287.09	1,420.00	1,420.00	1,132.91	20 %
220 Teachers' Retirement	15.88	75.59	260.00	260.00	184.41	29 %
230 PERS	99.99	583.08	1,800.00	1,800.00	1,216.92	32 %
240 Unemployment Comp.	6.10	35.79	135.00	135.00	99.21	26 %
Function Total :	144.43	981.55	3,615.00	3,615.00	2,633.45	27 %
Program Total :	144.43	981.55	3,615.00	3,615.00	2,633.45	27 %
Program Group Total :	144.43	981.55	3,615.00	3,615.00	2,633.45	27 %
Fund Total :	6,379.99	34,144.70	73,545.60	73,545.60	39,400.90	46 %

POTOMAC ELEMENTARY SCHOOL
Statement of Expenditure - Budget vs. Actual Report
For the Accounting Period: 1 / 15

117 ADULT EDUCATION FUND

Program-Function-Object	Committed Current Month	Committed YTD	Original Appropriation	Current Appropriation	Available Appropriation	% Committed
100 Regular Ed. Programs						
100 Regular Ed. Programs						
2400 School Adm'n.						
330 Other Professional	0.00	900.00	900.00	900.00	0.00	100 %
Function Total :	0.00	900.00	900.00	900.00	0.00	100 %
Program Total :	0.00	900.00	900.00	900.00	0.00	100 %
Program Group Total :	0.00	900.00	900.00	900.00	0.00	100 %
600 Adult Continuing Ed.						
600 Adult Continuing Ed.						
2322 Community Relations						
330 Other Professional	0.00	0.00	3,000.00	3,000.00	3,000.00	0 %
610 Supplies	1,093.37	1,093.37	7,076.74	7,076.74	5,983.37	15 %
Function Total :	1,093.37	1,093.37	10,076.74	10,076.74	8,983.37	10 %
Program Total :	1,093.37	1,093.37	10,076.74	10,076.74	8,983.37	10 %
Program Group Total :	1,093.37	1,093.37	10,076.74	10,076.74	8,983.37	10 %
Fund Total :	1,093.37	1,993.37	10,976.74	10,976.74	8,983.37	18 %

128 TECHNOLOGY FUND

Program-Function-Object	Committed Current Month	Committed YTD	Original Appropriation	Current Appropriation	Available Appropriation	% Committed
100 Regular Ed. Programs						
100 Regular Ed. Programs						
1000 Instruction						
680 Software	0.00	0.00	3,909.06	3,909.06	3,909.06	0 %
Function Total :	0.00	0.00	3,909.06	3,909.06	3,909.06	0 %
Program Total :	0.00	0.00	3,909.06	3,909.06	3,909.06	0 %
Program Group Total :	0.00	0.00	3,909.06	3,909.06	3,909.06	0 %
Fund Total :	0.00	0.00	3,909.06	3,909.06	3,909.06	0 %

161 BUILDING RESERVE

Program-Function-Object	Committed Current Month	Committed YTD	Original Appropriation	Current Appropriation	Available Appropriation	% Committed
100 Regular Ed. Programs						
100 Regular Ed. Programs						
2600 Oper. & Maint. Plant						
460 Minor Construction	0.00	0.00	16,226.52	16,226.52	16,226.52	0 %
Function Total :	0.00	0.00	16,226.52	16,226.52	16,226.52	0 %
Program Total :	0.00	0.00	16,226.52	16,226.52	16,226.52	0 %
Program Group Total :	0.00	0.00	16,226.52	16,226.52	16,226.52	0 %
Fund Total :	0.00	0.00	16,226.52	16,226.52	16,226.52	0 %
Grand Total :	75,918.51	400,290.53	968,820.55	968,820.55	568,530.02	41 %

*** POS ARE EXCLUDED ***

Program-Function-Object	Expended Current Month	Expended YTD	Original Appropriation	Current Appropriation	Available Appropriation	% (58) Committed
101 Local Donations						
115 MISC. PROGRAMS FUND						
100 Regular Ed. Programs						
100 Regular Ed. Programs						
1000 Instruction						
610 Supplies	250.00	250.00	7,910.76	7,910.76	7,660.76	3 %
Function Total :	250.00	250.00	7,910.76	7,910.76	7,660.76	3
Program Total :	250.00	250.00	7,910.76	7,910.76	7,660.76	3 %
Program Group Total :	250.00	250.00	7,910.76	7,910.76	7,660.76	3 %
Project Total :	250.00	250.00	7,910.76	7,910.76	7,660.76	3 %
102 Explorers						
115 MISC. PROGRAMS FUND						
100 Regular Ed. Programs						
100 Regular Ed. Programs						
1000 Instruction						
610 Supplies	0.00	2,035.23	8,280.23	8,280.23	6,245.00	24 %
Function Total :	0.00	2,035.23	8,280.23	8,280.23	6,245.00	24
Program Total :	0.00	2,035.23	8,280.23	8,280.23	6,245.00	24 %
Program Group Total :	0.00	2,035.23	8,280.23	8,280.23	6,245.00	24 %
Project Total :	0.00	2,035.23	8,280.23	8,280.23	6,245.00	24 %
104 Historic Preservation Grant						
115 MISC. PROGRAMS FUND						
100 Regular Ed. Programs						
104 Historic Preservation						
3300 Community Services						
330 Other Professional	0.00	400.00	1,165.62	1,165.62	765.62	34 %
610 Supplies	80.72	765.62	0.00	0.00	-765.62	*** %
Function Total :	80.72	1,165.62	1,165.62	1,165.62	0.00	***
Program Total :	80.72	1,165.62	1,165.62	1,165.62	0.00	100 %
Program Group Total :	80.72	1,165.62	1,165.62	1,165.62	0.00	100 %
Project Total :	80.72	1,165.62	1,165.62	1,165.62	0.00	100 %
114 REAP 2013-2014						
115 MISC. PROGRAMS FUND						

*** POs ARE EXCLUDED ***

Program-Function-Object	Expended Current Month	Expended YTD	Original Appropriation	Current Appropriation	Available Appropriation	% (58) Committed
400 Other Instructional						
412 REAP						
1000 Instruction						
330 Other Professional	0.00	110.00	0.00	0.00	-110.00	*** %
680 Software	0.00	5,619.00	6,881.00	6,881.00	1,262.00	81 %
Function Total :	0.00	5,729.00	6,881.00	6,881.00	1,152.00	81
Program Total :	0.00	5,729.00	6,881.00	6,881.00	1,152.00	83 %
Program Group Total :	0.00	5,729.00	6,881.00	6,881.00	1,152.00	83 %
Project Total :	0.00	5,729.00	6,881.00	6,881.00	1,152.00	83 %
115 Missoula County Weed District Grant						
115 MISC. PROGRAMS FUND						
100 Regular Ed. Programs						
100 Regular Ed. Programs						
2600 Oper. & Maint. Plant						
610 Supplies	0.00	222.70	1,000.00	1,000.00	777.30	22 %
Function Total :	0.00	222.70	1,000.00	1,000.00	777.30	22
Program Total :	0.00	222.70	1,000.00	1,000.00	777.30	22 %
Program Group Total :	0.00	222.70	1,000.00	1,000.00	777.30	22 %
Project Total :	0.00	222.70	1,000.00	1,000.00	777.30	22 %
121 21st Century Grant						
115 MISC. PROGRAMS FUND						
100 Regular Ed. Programs						
100 Regular Ed. Programs						
1000 Instruction						
112 Professional Ed.	308.60	6,080.44	18,644.00	18,644.00	12,563.56	32 %
117 Teacher's Aides	182.72	1,427.01	3,000.00	3,000.00	1,572.99	47 %
210 Social Security/Med.	33.04	551.32	1,400.00	1,400.00	848.68	39 %
220 Teachers' Retirement	42.09	572.12	1,600.00	1,600.00	1,027.88	35 %
240 Unemployment Comp.	2.05	31.53	28.00	28.00	-3.53	112 %
250 Workers' Comp.	2.98	44.90	448.00	448.00	403.10	10 %
330 Other Professional	0.00	3,999.99	17,200.00	17,200.00	13,200.01	23 %
450 Rentals	0.00	0.00	6,396.00	6,396.00	6,396.00	0 %
516 Field Trips	95.50	1,470.23	5,300.00	5,300.00	3,829.77	27 %
582 Travel Out-of-Dist.	0.00	846.52	2,630.00	2,630.00	1,783.48	32 %
610 Supplies	0.00	1,111.36	3,033.00	3,033.00	1,921.64	36 %
Function Total :	666.98	16,135.42	59,679.00	59,679.00	43,543.58	36
Program Total :	666.98	16,135.42	59,679.00	59,679.00	43,543.58	27 %
Program Group Total :	666.98	16,135.42	59,679.00	59,679.00	43,543.58	27 %
Project Total :	666.98	16,135.42	59,679.00	59,679.00	43,543.58	27 %

*** POS ARE EXCLUDED ***

Program-Function-Object	Expended Current Month	Expended YTD	Original Appropriation	Current Appropriation	Available Appropriation	% (58) Committed
128 Technology Grant 115 MISC. PROGRAMS FUND						
100 Regular Ed. Programs 100 Regular Ed. Programs 1000 Instruction 610 Supplies	1,052.46	1,052.46	0.00	1,052.46	0.00	100 %
Function Total :	1,052.46	1,052.46	0.00	1,052.46	0.00	100
Program Total :	1,052.46	1,052.46	0.00	1,052.46	0.00	100 %
Program Group Total :	1,052.46	1,052.46	0.00	1,052.46	0.00	100 %
Project Total :	1,052.46	1,052.46	0.00	1,052.46	0.00	100 %
130 Pioneer Field Grant Monies 115 MISC. PROGRAMS FUND						
100 Regular Ed. Programs 106 Pioneer Field 2600 Oper. & Maint. Plant 460 Minor Construction	0.00	43,960.00	44,818.33	54,818.33	10,858.33	80 %
Function Total :	0.00	43,960.00	44,818.33	54,818.33	10,858.33	80
Program Total :	0.00	43,960.00	44,818.33	54,818.33	10,858.33	80 %
Program Group Total :	0.00	43,960.00	44,818.33	54,818.33	10,858.33	80 %
Project Total :	0.00	43,960.00	44,818.33	54,818.33	10,858.33	80 %
131 Festival Maintenance Income 115 MISC. PROGRAMS FUND						
100 Regular Ed. Programs 100 Regular Ed. Programs 2600 Oper. & Maint. Plant 440 Repair and Maint.	0.00	1,834.00	1,834.00	1,834.00	0.00	100 %
Function Total :	0.00	1,834.00	1,834.00	1,834.00	0.00	100
Program Total :	0.00	1,834.00	1,834.00	1,834.00	0.00	100 %
Program Group Total :	0.00	1,834.00	1,834.00	1,834.00	0.00	100 %
Project Total :	0.00	1,834.00	1,834.00	1,834.00	0.00	100 %
136 Donations for Students 115 MISC. PROGRAMS FUND						
100 Regular Ed. Programs						

*** POS ARE EXCLUDED ***

Program-Function-Object	Expended Current Month	Expended YTD	Original Appropriation	Current Appropriation	Available Appropriation	% (58) Committed
103 Local Donations - Student Activity						
2700 Student Transp.						
513 Bus Contractors	216.89	473.51	123.70	123.70	-349.81	382 %
516 Field Trips	0.00	80.00	6,743.88	6,743.88	6,663.88	1 %
Function Total :	216.89	553.51	6,867.58	6,867.58	6,314.07	1
Program Total :	216.89	553.51	6,867.58	6,867.58	6,314.07	8 %
Program Group Total :	216.89	553.51	6,867.58	6,867.58	6,314.07	8 %
Project Total :	216.89	553.51	6,867.58	6,867.58	6,314.07	8 %
212 Blackfoot Challenge Grant						
115 MISC. PROGRAMS FUND						
100 Regular Ed. Programs						
100 Regular Ed. Programs						
1000 Instruction						
516 Field Trips	0.00	120.00	120.00	120.00	0.00	100 %
Function Total :	0.00	120.00	120.00	120.00	0.00	100
Program Total :	0.00	120.00	120.00	120.00	0.00	100 %
Program Group Total :	0.00	120.00	120.00	120.00	0.00	100 %
Project Total :	0.00	120.00	120.00	120.00	0.00	100 %
325 Title 2014-2015						
115 MISC. PROGRAMS FUND						
400 Other Instructional						
420 Title I						
1000 Instruction						
117 Teacher's Aides	1,515.28	7,668.53	18,880.50	18,880.50	11,211.97	40 %
210 Social Security/Med.	89.63	475.37	1,170.60	1,170.60	695.23	40 %
220 Teachers' Retirement	129.86	653.73	1,600.00	1,600.00	946.27	40 %
240 Unemployment Comp.	6.38	32.23	86.85	86.85	54.62	37 %
250 Workers' Comp.	9.17	46.19	107.62	107.62	61.43	42 %
260 Health Insurance	508.77	2,550.09	8,424.00	8,424.00	5,873.91	30 %
610 Supplies	0.00	0.00	795.00	795.00	795.00	0 %
Function Total :	2,259.09	11,426.14	31,064.57	31,064.57	19,638.43	0
2300 General Admin						
111 Administrative	448.99	2,692.28	5,373.15	5,373.15	2,680.87	50 %
210 Social Security/Med.	19.92	139.59	333.14	333.14	193.55	41 %
230 PERS	35.40	212.40	365.37	365.37	152.97	58 %
240 Unemployment Comp.	1.88	11.28	24.72	24.72	13.44	45 %
250 Workers' Comp.	2.72	16.27	30.63	30.63	14.36	53 %
260 Health Insurance	81.00	405.00	972.00	972.00	567.00	41 %
Function Total :	589.91	3,476.82	7,099.01	7,099.01	3,622.19	41
Program Total :	2,849.00	14,902.96	38,163.58	38,163.58	23,260.62	39 %
Program Group Total :	2,849.00	14,902.96	38,163.58	38,163.58	23,260.62	39 %

*** POS ARE EXCLUDED ***

Program-Function-Object	Expended Current Month	Expended YTD	Original Appropriation	Current Appropriation	Available Appropriation	% (58) Committed
Project Total :	2,849.00	14,902.96	38,163.58	38,163.58	23,260.62	39 %
329 Multi District Payout 115 MISC. PROGRAMS FUND						
100 Regular Ed. Programs 100 Regular Ed. Programs 1000 Instruction 610 Supplies	0.00	0.00	1,096.40	1,096.40	1,096.40	0 %
Function Total :	0.00	0.00	1,096.40	1,096.40	1,096.40	0
Program Total :	0.00	0.00	1,096.40	1,096.40	1,096.40	0 %
Program Group Total :	0.00	0.00	1,096.40	1,096.40	1,096.40	0 %
Project Total :	0.00	0.00	1,096.40	1,096.40	1,096.40	0 %
648 Capital Investment and Deferred Maintenance 115 MISC. PROGRAMS FUND						
100 Regular Ed. Programs 100 Regular Ed. Programs 2600 Oper. & Maint. Plant 460 Minor Construction	0.00	0.00	30,523.51	30,523.51	30,523.51	0 %
Function Total :	0.00	0.00	30,523.51	30,523.51	30,523.51	0
Program Total :	0.00	0.00	30,523.51	30,523.51	30,523.51	0 %
Program Group Total :	0.00	0.00	30,523.51	30,523.51	30,523.51	0 %
Project Total :	0.00	0.00	30,523.51	30,523.51	30,523.51	0 %
658 Indian Ed 07-08 115 MISC. PROGRAMS FUND						
300 Vocational Programs 365 Indian Ed 1000 Instruction 610 Supplies	0.00	0.00	1,068.42	1,068.42	1,068.42	0 %
Function Total :	0.00	0.00	1,068.42	1,068.42	1,068.42	0
Program Total :	0.00	0.00	1,068.42	1,068.42	1,068.42	0 %
Program Group Total :	0.00	0.00	1,068.42	1,068.42	1,068.42	0 %
Project Total :	0.00	0.00	1,068.42	1,068.42	1,068.42	0 %
659 Indian Ed 2008-2009 115 MISC. PROGRAMS FUND						

*** POS ARE EXCLUDED ***

Program-Function-Object	Expended Current Month	Expended YTD	Original Appropriation	Current Appropriation	Available Appropriation	% (58) Committed
300 Vocational Programs						
365 Indian Ed						
1000 Instruction						
610 Supplies	0.00	0.00	1,081.88	1,081.88	1,081.88	0 %
Function Total :	0.00	0.00	1,081.88	1,081.88	1,081.88	0
Program Total :	0.00	0.00	1,081.88	1,081.88	1,081.88	0 %
Program Group Total :	0.00	0.00	1,081.88	1,081.88	1,081.88	0 %
Project Total :	0.00	0.00	1,081.88	1,081.88	1,081.88	0 %
669 Kindergarten Start Up Funds						
115 MISC. PROGRAMS FUND						
100 Regular Ed. Programs						
100 Regular Ed. Programs						
1000 Instruction						
610 Supplies	0.00	3,001.53	3,001.53	3,001.53	0.00	100 %
Function Total :	0.00	3,001.53	3,001.53	3,001.53	0.00	100
Program Total :	0.00	3,001.53	3,001.53	3,001.53	0.00	100 %
Program Group Total :	0.00	3,001.53	3,001.53	3,001.53	0.00	100 %
Project Total :	0.00	3,001.53	3,001.53	3,001.53	0.00	100 %
Grand Total :	5,116.05	90,962.43	213,491.84	224,544.30	133,581.87	40 %

**** Report totals by Fiscal Year, not Project date range.

Funds 101- 161

Fund/Account/ Doc/Line #	Description	Invoice Invoice	Acct. Date	Per.	Vendor	Amount
101 GENERAL FUND						
E 100-1000 Regular Ed. Programs-Instruction						
112 Professional Ed.						
PR 150100 1	Employer Contributions	/ /	1/15			10.32
PR 150100 2	Payroll Expenditure	/ /	1/15			23,995.42
						Object Total : 24,005.74
117 Teacher's Aides						
PR 150100 3	Payroll Expenditure	/ /	1/15			2,071.75
						Object Total : 2,071.75
122 Prof/Ed/Sub Teachers						
PR 150100 4	Payroll Expenditure	/ /	1/15			1,375.53
						Object Total : 1,375.53
250 Workers' Comp.						
PR 150100 5	Employer Contributions	/ /	1/15			166.05
						Object Total : 166.05
260 Health Insurance						
PR 150100 6	Employer Contributions	/ /	1/15			4,680.57
						Object Total : 4,680.57
330 Other Professional						
CC 306 1	Standards Based Grading Course	12/15/15	1/15			600.00
						Object Total : 600.00
610 Supplies						
CC 305 1	3 Optoma Projectors	11/20/15	1/15			397.00
CC 305 5	OSMO -	12/17/15	1/15			9.96
CC 308 1	School Supplies	12/09/15	1/15			64.59
CC 308 2	Shredder	12/11/15	1/15			263.99
CC 308 3	Shredder Return	12/19/15	1/15			-227.62
						Object Total : 507.92
640 Books						
CC 306 2	Standards Based Books	12/17/15	1/15			57.41
CC 307 1	Greek/Latin Roots books	12/06/15	1/15			19.99
CC 307 2	Greek/Latin Roots Test Practic	12/06/15	1/15			14.99
						Object Total : 92.39

Funds 101- 161

Fund/Account/ Doc/Line #	Description	Invoice Invoice	Invoice Date	Acct. Per.	Vendor	Amount
101 GENERAL FUND						
Program-Function Total :						33,499.95
E 100-2400 Regular Ed. Programs-School Admin.						
111 Administrative						
PR 150100 7	Payroll Expenditure	/ /	1/15			3,750.00
Object Total :						3,750.00
113 Professional Other						
PR 150100 8	Employer Contributions	/ /	1/15			0.54
PR 150100 9	Payroll Expenditure	/ /	1/15			299.06
Object Total :						299.60
115 Office/Clerical						
PR 150100 10	Employer Contributions	/ /	1/15			5.50
PR 150100 11	Payroll Expenditure	/ /	1/15			1,799.80
Object Total :						1,805.30
250 Workers' Comp.						
PR 150100 12	Employer Contributions	/ /	1/15			35.40
Object Total :						35.40
260 Health Insurance						
PR 150100 13	Employer Contributions	/ /	1/15			980.66
Object Total :						980.66
330 Other Professional						
CL 13870 1	Policy Services	29821	11/30/14	1/15	13 MTSBA	110.00
CL 13874 1	Mt Small School Alliance Stand		12/09/14	1/15	100842 POTOMAC SCHOOL PETTY CASH	300.00
Object Total :						410.00
Program-Function Total :						7,280.96
E 100-2500 Regular Ed. Programs-Sup. Serv.-Business						
111 Administrative						
PR 150100 14	Employer Contributions	/ /	1/15			3.29
PR 150100 15	Payroll Expenditure	/ /	1/15			1,792.64
Object Total :						1,795.93

Funds 101- 161

Fund/Account/ Doc/Line #	Description	Invoice Invoice	Acct. Date	Per.	Vendor	Amount
101 GENERAL FUND						
E 100-2500 Regular Ed. Programs-Sup. Serv.-Business						
250 Workers' Comp.						
PR 150100 16	Employer Contributions	/ /	1/15			10.84
					Object Total:	10.84
260 Health Insurance						
PR 150100 17	Employer Contributions	/ /	1/15			324.00
					Object Total:	324.00
532 Postage						
CC 305 3	USPS	12/10/15	1/15			59.38
					Object Total:	59.38
610 Supplies						
CC 304 1	W2 forms & Envelopes	12/18/15	1/15			30.61
					Object Total:	30.61
					Program-Function Total:	2,220.76
E 100-2600 Regular Ed. Programs-Oper. & Maint. Plant						
114 Custodial/Maint						
PR 150100 18	Payroll Expenditure	/ /	1/15			632.45
					Object Total:	632.45
250 Workers' Comp.						
PR 150100 19	Employer Contributions	/ /	1/15			47.40
					Object Total:	47.40
260 Health Insurance						
PR 150100 20	Employer Contributions	/ /	1/15			270.00
					Object Total:	270.00
330 Other Professional						
CL 13865 1	Oct Coliform Bac-T Water Test	12/31/14	1/15	101023	CHAD MANNING	25.00
CL 13865 2	Nov Coliform Bac-T Water Test	12/31/14	1/15	101023	CHAD MANNING	25.00
CL 13865 3	Dec Coliform Bac-T Water Test	12/31/14	1/15	101023	CHAD MANNING	25.00
CL 13865 4	Arsenic Water Test	12/31/14	1/15	101023	CHAD MANNING	25.00
CL 13865 5	Nitrates Water Test	12/31/14	1/15	101023	CHAD MANNING	75.00
CL 13872 1	Nitrate & Nitrate Tests	1411820	12/15/14	1/15	218 MONTANA ENVIRONMENTAL	25.00
					Object Total:	200.00

Funds 101- 161

Fund/Account/ Doc/Line #	Description	Invoice Invoice	Invoice Date	Acct. Per.	Vendor	Amount
101 GENERAL FUND						
E 100-2600 Regular Ed. Programs-Oper. & Maint. Plant						
411 Gas						
CL 13864 1	Heating Fuel	118051	12/09/15	1/15	42 CENEX HARVEST STATES	1,407.05
						Object Total: 1,407.05
412 Electricity						
CL 13871 1	School Electric		12/31/14	1/15	10 MISSOULA ELECTRIC COOP INC	753.88
						Object Total: 753.88
431 Disposal Services						
CL 13875 1	Disposal Services School	1474953	12/28/14	1/15	9 REPUBLIC SERVICES #889	124.44
CL 13875 2	Disposal Services Comm Ctr	1474953	12/28/14	1/15	9 REPUBLIC SERVICES #889	124.44
						Object Total: 248.88
531 Telephone						
CL 13863 1	Telephone		12/01/14	1/15	3 BLACKFOOT TELEPHONE	1,174.05
						Object Total: 1,174.05
610 Supplies						
CC 305 2	24 - 16x25x1 Furnace Filters		12/02/15	1/15		163.76
CL 13867 1	Steel Stanchions - Field Fence Dec 8		12/08/14	1/15	101073 DALE HINKLE P.E., PLLC	45.50
CL 13867 2	300 l.f. fence & bolts - Field Dec 8		12/08/14	1/15	101073 DALE HINKLE P.E., PLLC	84.34
CL 13867 3	Cable Ties for fence - Field Dec 8		12/08/14	1/15	101073 DALE HINKLE P.E., PLLC	8.99
CL 13867 4	T-Posts for fence - Field Dec 8		12/08/14	1/15	101073 DALE HINKLE P.E., PLLC	32.13
CL 13869 1	Maintenance Supplies	629935	12/11/14	1/15	64 MISSOULA TEXTILE SERVICES	139.96
CL 13869 2	Maintenance Supplies	634752	12/25/14	1/15	64 MISSOULA TEXTILE SERVICES	104.49
						Object Total: 579.17
						Program-Function Total: 5,312.88
E 100-2620 Regular Ed. Programs-Operation of Community Center						
114 Custodial/Maint						
PR 150100 21	Payroll Expenditure		/ /	1/15		632.44
						Object Total: 632.44
250 Workers' Comp.						
PR 150100 22	Employer Contributions		/ /	1/15		47.39
						Object Total: 47.39

Funds 101- 161

Fund/Account/ Doc/Line #	Description	Invoice Invoice	Acct. Date	Per.	Vendor	Amount
101 GENERAL FUND						
E 100-2620 Regular Ed. Programs-Operation of Community Center						
260 Health Insurance						
PR 150100 23	Employer Contributions	/ /	1/15			270.00
					Object Total:	270.00
412 Electricity						
CL 13871 2	Comm Ctr Electric	12/31/14	1/15		10 MISSOULA ELECTRIC COOP INC	1,036.92
					Object Total:	1,036.92
610 Supplies						
CL 13866 1	CommCtr Water Ultraviolet Bulb	259825	12/17/15	1/15	76 CULLIGAN WATER	238.50
CL 13866 2	CommCtr Water Filter	259825	12/17/15	1/15	76 CULLIGAN WATER	18.00
CL 13866 3	CommCtr Chlorine/Fuel Surcharg	259825	12/17/15	1/15	76 CULLIGAN WATER	3.00
					Object Total:	259.50
					Program-Function Total:	2,246.25
E 280-1000 Special Education-Instruction						
112 Professional Ed.						
PR 150100 24	Payroll Expenditure	/ /	1/15			2,128.52
					Object Total:	2,128.52
250 Workers' Comp.						
PR 150100 25	Employer Contributions	/ /	1/15			12.88
					Object Total:	12.88
260 Health Insurance						
PR 150100 26	Employer Contributions	/ /	1/15			520.00
					Object Total:	520.00
					Program-Function Total:	2,661.40
E 910-3100 Food Services-Food Services						
116 Cooks						
PR 150100 27	Payroll Expenditure	/ /	1/15			185.32
					Object Total:	185.32
250 Workers' Comp.						
PR 150100 28	Employer Contributions	/ /	1/15			1.12
					Object Total:	1.12

01/09/15
17:15:33

POTOMAC ELEMENTARY SCHOOL
Expenditure Detail
For the Accounting Periods: 1/15 - 1/15

Page: 6 of 16
Report ID: B180

Funds 101- 161

Fund/Account/ Doc/Line #	Description	Invoice Invoice	Invoice Date	Acct. Per.	Vendor	Amount
101 GENERAL FUND						
E 910-3100 Food Services-Food Services						
260 Health Insurance						
PR 150100 29	Employer Contributions		/ /	1/15		540.00
					Object Total:	540.00
					Program-Function Total:	726.44
					Fund Total:	53,948.64

Funds 101- 161

Fund/Account/ Doc/Line #	Description	Invoice Invoice	Invoice Date	Acct. Per.	Vendor	Amount
110 TRANSPORTATION FUND						
E 100-2500 Regular Ed. Programs-Sup. Serv.-Business						
111 Administrative						
PR 150100 32	Employer Contributions		/ /	1/15		1.38
PR 150100 33	Payroll Expenditure		/ /	1/15		746.93
Object Total:						748.31
250 Workers' Comp.						
PR 150100 34	Employer Contributions		/ /	1/15		4.52
Object Total:						4.52
260 Health Insurance						
PR 150100 35	Employer Contributions		/ /	1/15		135.00
Object Total:						135.00
Program-Function Total:						887.83
E 100-2700 Regular Ed. Programs-Student Transp.						
111 Administrative						
PR 150100 36	Payroll Expenditure		/ /	1/15		1,250.00
Object Total:						1,250.00
250 Workers' Comp.						
PR 150100 37	Employer Contributions		/ /	1/15		7.56
Object Total:						7.56
260 Health Insurance						
PR 150100 38	Employer Contributions		/ /	1/15		130.00
Object Total:						130.00
513 Bus Contractors						
CL 13873 3	Bus Contract	4710	12/31/14	1/15	82 MAJESTIC BUS SERVICE, INC	8,011.20
CL 13873 4	Morrison Lane	4711	12/31/14	1/15	82 MAJESTIC BUS SERVICE, INC	322.40
CL 13873 5	Add'l Fuel	4712	12/31/14	1/15	82 MAJESTIC BUS SERVICE, INC	169.28
Object Total:						8,502.88
Program-Function Total:						9,890.44
Fund Total:						10,778.27

Funds 101- 161

Fund/Account/ Doc/Line #	Description	Invoice Invoice	Acct. Date	Per.	Vendor	Amount
112 FOOD SERVICES FUND						
E 910-3100 Food Services-Food Services						
116 Cooks						
PR 150100 41	Employer Contributions	/ /	1/15			5.50
PR 150100 42	Payroll Expenditure	/ /	1/15			1,265.70
Object Total :						1,271.20
250 Workers' Comp.						
PR 150100 43	Employer Contributions	/ /	1/15			94.85
Object Total :						94.85
570 Food Services						
CC 304 2	Milk & Half/half		12/15/15	1/15		15.84
CL 13868 1	Food	7845156	12/03/14	1/15	176 FOOD SERVICES OF AMERICA	257.10
CL 13868 2	Food	7845158	12/03/14	1/15	176 FOOD SERVICES OF AMERICA	1,117.70
CL 13868 3	Food	7852138	12/10/14	1/15	176 FOOD SERVICES OF AMERICA	428.89
CL 13868 4	Food	7869794	12/31/14	1/15	176 FOOD SERVICES OF AMERICA	374.69
Object Total :						2,194.22
610 Supplies						
CC 304 3	Kitchen Supplies		12/08/15	1/15		91.47
CL 13862 1	Kitchen Supplies	65717	12/16/14	1/15	232 BIG SKY RESTAURANT SUPPLY	66.50
Object Total :						157.97
Program-Function Total :						3,718.24
Fund Total :						3,718.24

Funds 101- 161

Fund/Account/ Doc/Line #	Description	Invoice Invoice	Acct. Date	Per.	Vendor	Amount
114 RETIREMENT FUND						
E 100-1000 Regular Ed. Programs-Instruction						
210 Social Security/Med.						
PR 150100 46	Employer Contributions	/ /	1/15			1,982.60
					Object Total :	1,982.60
220 Teachers' Retirement						
PR 150100 47	Employer Contributions	/ /	1/15			2,233.95
					Object Total :	2,233.95
240 Unemployment Comp.						
PR 150100 48	Employer Contributions	/ /	1/15			115.23
					Object Total :	115.23
					Program-Function Total :	4,331.78
E 100-2400 Regular Ed. Programs-School Admin.						
210 Social Security/Med.						
PR 150100 49	Employer Contributions	/ /	1/15			328.26
					Object Total :	328.26
220 Teachers' Retirement						
PR 150100 50	Employer Contributions	/ /	1/15			347.00
					Object Total :	347.00
230 PERS						
PR 150100 51	Employer Contributions	/ /	1/15			142.18
					Object Total :	142.18
240 Unemployment Comp.						
PR 150100 52	Employer Contributions	/ /	1/15			24.57
					Object Total :	24.57
					Program-Function Total :	842.01
E 100-2500 Regular Ed. Programs-Sup. Serv. -Business						
210 Social Security/Med.						
PR 150100 53	Employer Contributions	/ /	1/15			112.84
					Object Total :	112.84

Funds 101- 161

Fund/Account/ Doc/Line #	Description	Invoice Invoice	Acct. Date	Per.	Vendor	Amount
114 RETIREMENT FUND						
E 100-2500 Regular Ed. Programs-Sup. Serv. -Business						
230 PERS						
PR 150100 54	Employer Contributions	/ /	1/15			200.63
					Object Total:	200.63
240 Unemployment Comp.						
PR 150100 55	Employer Contributions	/ /	1/15			10.67
					Object Total:	10.67
					Program-Function Total:	324.14
E 100-2600 Regular Ed. Programs-Oper. & Maint. Plant						
210 Social Security/Med.						
PR 150100 56	Employer Contributions	/ /	1/15			45.40
					Object Total:	45.40
230 PERS						
PR 150100 57	Employer Contributions	/ /	1/15			49.96
					Object Total:	49.96
240 Unemployment Comp.						
PR 150100 58	Employer Contributions	/ /	1/15			2.65
					Object Total:	2.65
					Program-Function Total:	98.01
E 100-2620 Regular Ed. Programs-Operation of Community Center						
210 Social Security/Med.						
PR 150100 59	Employer Contributions	/ /	1/15			45.40
					Object Total:	45.40
230 PERS						
PR 150100 60	Employer Contributions	/ /	1/15			49.97
					Object Total:	49.97
240 Unemployment Comp.						
PR 150100 61	Employer Contributions	/ /	1/15			2.66
					Object Total:	2.66
					Program-Function Total:	98.03

Funds 101- 161

Fund/Account/ Doc/Line #	Description	Invoice Invoice	Acct. Date	Per.	Vendor	Amount
114 RETIREMENT FUND						
E 100-2700 Regular Ed. Programs-Student Transp.						
210 Social Security/Med.						
PR 150100 62	Employer Contributions	/ /	1/15			85.20
					Object Total:	85.20
220 Teachers' Retirement						
PR 150100 63	Employer Contributions	/ /	1/15			107.13
					Object Total:	107.13
240 Unemployment Comp.						
PR 150100 64	Employer Contributions	/ /	1/15			5.25
					Object Total:	5.25
					Program-Function Total:	197.58
E 280-1000 Special Education-Instruction						
210 Social Security/Med.						
PR 150100 65	Employer Contributions	/ /	1/15			152.66
					Object Total:	152.66
220 Teachers' Retirement						
PR 150100 66	Employer Contributions	/ /	1/15			182.41
					Object Total:	182.41
240 Unemployment Comp.						
PR 150100 67	Employer Contributions	/ /	1/15			8.94
					Object Total:	8.94
					Program-Function Total:	344.01
E 910-3100 Food Services-Food Services						
210 Social Security/Med.						
PR 150100 68	Employer Contributions	/ /	1/15			22.46
					Object Total:	22.46
220 Teachers' Retirement						
PR 150100 69	Employer Contributions	/ /	1/15			15.88
					Object Total:	15.88

Funds 101- 161

Fund/Account/ Doc/Line #	Description	Invoice Invoice	Date	Acct. Per.	Vendor	Amount
114 RETIREMENT FUND						
E 910-3100 Food Services-Food Services						
230 PERS						
PR 150100 70	Employer Contributions	/ /		1/15		99.99
Object Total:						99.99
240 Unemployment Comp.						
PR 150100 71	Employer Contributions	/ /		1/15		6.10
Object Total:						6.10
Program-Function Total:						144.43
Fund Total:						6,379.99

Funds 101- 161

Fund/Account/ Doc/Line #	Description	Invoice Invoice	Invoice Date	Acct. Per.	Vendor	Amount
115 MISC. PROGRAMS FUND						
E 100-1000 Regular Ed. Programs-Instruction						
112 Professional Ed.						
121 21st Century Grant						
PR 150100 73	Employer Contributions	/ /		1/15		0.14
PR 150100 74	Payroll Expenditure	/ /		1/15		308.46
Project Total:						308.60
Object Total:						308.60
117 Teacher's Aides						
121 21st Century Grant						
PR 150100 75	Payroll Expenditure	/ /		1/15		182.72
Project Total:						182.72
Object Total:						182.72
210 Social Security/Med.						
121 21st Century Grant						
PR 150100 76	Employer Contributions	/ /		1/15		33.04
Project Total:						33.04
Object Total:						33.04
220 Teachers' Retirement						
121 21st Century Grant						
PR 150100 77	Employer Contributions	/ /		1/15		42.09
Project Total:						42.09
Object Total:						42.09
240 Unemployment Comp.						
121 21st Century Grant						
PR 150100 78	Employer Contributions	/ /		1/15		2.05
Project Total:						2.05
Object Total:						2.05
250 Workers' Comp.						
121 21st Century Grant						
PR 150100 79	Employer Contributions	/ /		1/15		2.98
Project Total:						2.98
Object Total:						2.98
516 Field Trips						
121 21st Century Grant						
CL 13873 1	Explorers to Msla Fencing	4708	12/05/14	1/15	82 MAJESTIC BUS SERVICE, INC	95.50
Project Total:						95.50
Object Total:						95.50
610 Supplies						
101 Local Donations						
CC 305 4	OSMO - 1 Class at a Time Grant		12/17/15	1/15		250.00
Project Total:						250.00
128 Technology Grant						
CL 13876 2	Library Circ Computer Desk	w106841	12/01/14	1/15	101201 SCHOOLS IN	444.13
CL 13876 3	Library Circ Drwr/Shelf Desk	w106841	12/01/14	1/15	101201 SCHOOLS IN	494.85
CL 13876 4	Library Circ Corner Desk	w106841	12/01/14	1/15	101201 SCHOOLS IN	113.48
Project Total:						1,052.46
Object Total:						1,302.46
Program-Function Total:						1,969.44

Funds 101- 161

Fund/Account/ Doc/Line #	Description	Invoice	Invoice Date	Acct. Per.	Vendor	Amount
115 MISC. PROGRAMS FUND						
E 103-2700 Local Donations - Student Activity-Student Transp.						
513 Bus Contractors						
136 Donations for Students						
CL 13873 2	School Field Trips	4709	12/15/14	1/15	82 MAJESTIC BUS SERVICE, INC	216.89
					Project Total:	216.89
					Object Total:	216.89
					Program-Function Total:	216.89
E 104-3300 Historic Preservation-Community Services						
610 Supplies						
104 Historic Preservation Grant						
CL 13876 1	Library Circ Computer Desk	w106841	12/01/14	1/15	101201 SCHOOLS IN	80.72
					Project Total:	80.72
					Object Total:	80.72
					Program-Function Total:	80.72
E 420-1000 Title I-Instruction						
117 Teacher's Aides						
325 Title 2014-2015						
PR 150100 80	Payroll Expenditure		/ /	1/15		1,515.28
					Project Total:	1,515.28
					Object Total:	1,515.28
210 Social Security/Med.						
325 Title 2014-2015						
PR 150100 81	Employer Contributions		/ /	1/15		89.63
					Project Total:	89.63
					Object Total:	89.63
220 Teachers' Retirement						
325 Title 2014-2015						
PR 150100 82	Employer Contributions		/ /	1/15		129.86
					Project Total:	129.86
					Object Total:	129.86
240 Unemployment Comp.						
325 Title 2014-2015						
PR 150100 83	Employer Contributions		/ /	1/15		6.38
					Project Total:	6.38
					Object Total:	6.38
250 Workers' Comp.						
325 Title 2014-2015						
PR 150100 84	Employer Contributions		/ /	1/15		9.17
					Project Total:	9.17
					Object Total:	9.17
260 Health Insurance						
325 Title 2014-2015						
PR 150100 85	Employer Contributions		/ /	1/15		508.77
					Project Total:	508.77
					Object Total:	508.77
					Program-Function Total:	2,259.09

Funds 101- 161

Fund/Account/ Doc/Line #	Description	Invoice Invoice	Invoice Date	Acct. Per.	Vendor	Amount
115 MI SC. PROGRAMS FUND						
E 420-2300 Title I-General Admin						
111 Administrative						
325 Title 2014-2015						
PR 150100 88	Employer Contributions	/ /		1/15		0.83
PR 150100 89	Payroll Expenditure	/ /		1/15		448.16
					Project Total:	448.99
					Object Total:	448.99
210 Social Security/Med.						
325 Title 2014-2015						
PR 150100 91	Employer Contributions	/ /		1/15		19.92
					Project Total:	19.92
					Object Total:	19.92
230 PERS						
325 Title 2014-2015						
PR 150100 93	Employer Contributions	/ /		1/15		35.40
					Project Total:	35.40
					Object Total:	35.40
240 Unemployment Comp.						
325 Title 2014-2015						
PR 150100 95	Employer Contributions	/ /		1/15		1.88
					Project Total:	1.88
					Object Total:	1.88
250 Workers' Comp.						
325 Title 2014-2015						
PR 150100 97	Employer Contributions	/ /		1/15		2.72
					Project Total:	2.72
					Object Total:	2.72
260 Health Insurance						
325 Title 2014-2015						
PR 150100 99	Employer Contributions	/ /		1/15		81.00
					Project Total:	81.00
					Object Total:	81.00
					Program-Function Total:	589.91
					Fund Total:	5,116.05

Funds 101- 161

Fund/Account/ Doc/Line #	Description	Invoice Invoice	Invoice Date	Acct. Per.	Vendor	Amount
117 ADULT EDUCATION FUND						
E 600-2322 Adult Continuing Ed.-Community Relations						
610 Supplies						
CL 13876 5	Library Circ Corner Desk	w106841	12/01/14	1/15	101201 SCHOOLS IN	686.37
CL 13876 6	Freight	w106841	12/01/14	1/15	101201 SCHOOLS IN	407.00
Object Total :						1,093.37
Program-Function Total :						1,093.37
Fund Total :						1,093.37



Potomac Elementary School

29750 Potomac Road
Bonner, Montana 59823

Phone (406) 244-5581
Fax (406) 244-5840
www.potomacschoolmontana.us

*“Potomac School equips each student for his/her future
within a culture of excellence that values the small community experience.”*

Principal’s Report Potomac School Board Date: January 8, 2015

School

- Christmas program huge success
- Giving tree as well as Whole community outpouring
- Students went to an Elective Field trip
- Kristina went to spectrum science apart of UM
- Sarah, Melissa – mall chimes, springs assisted living
- Ruth to Zoo town Arts
- Geo Bee- Champion Kyla Nelson!
- Respect and Responsibility video
- MAPS and NAEP assessment tests
- Tech Plan with Joe
- Nancy Linnell

Activities

- Discovery Ski trip
- Future Spelling Bee

Grants

Kristy and Justine each received the one class at a time grant. 250 each. Went towards a projector and teaching program for kindergarten.

Conversations are in the initial stages with Mr. McDonald concerning future grants